



**Vidya Pratishthan's Kamalnayan Bajaj Institute of
Engineering and Technology, Baramati**

**Department of Electronics and Telecommunication Engineering
Second Year B. Tech Syllabus 2026-27 (As per NEP 2020)
(2025 Pattern)**

Preamble

The Department of Electronics and Telecommunication Engineering at Vidya Pratishthan's Kamalnayan Bajaj Institute of Engineering & Technology stands as a vibrant crucible of innovation, knowledge creation, and academic excellence. Since its inception over two decades ago, the department has consistently embodied a multifaceted commitment—fostering intellectual growth, nurturing technical acumen, and shaping a dynamic pool of engineers who contribute meaningfully across diverse sectors of society.

Guided by a progressive vision, the department places paramount emphasis on the holistic development of its students, instilling in them a spirit of lifelong learning, ethical responsibility, and societal consciousness. Backed by a team of highly experienced and dedicated faculty, the academic environment is thoughtfully curated to inspire curiosity, critical thinking, and innovation.

The department prides itself on a periodically enriched curriculum that seamlessly integrates foundational knowledge with contemporary technological advancements. This is further reinforced through state-of-the-art laboratories and an application-oriented learning ecosystem that bridges theory with practice. Students are actively encouraged to engage in technical forums such as paper presentations, workshops, and seminars, while also participating in cultural and co-curricular pursuits that ensure a well-rounded educational experience.

With a strong legacy of academic distinction and industry alignment, the department has earned the confidence of leading organizations for campus recruitment and consistently witnesses commendable success in competitive examinations like GATE. As it continues its journey of excellence, the Department of E&TC Engineering remains steadfast in its mission to empower future engineers who are not only technically proficient but also socially responsible and globally competent.

INSTITUTE VISION AND MISSION

VISION

To achieve Academic Excellence through Persistent and Synergic Collaborations amongst all Stakeholders.

MISSION

1. To ensure holistic development of students as lifelong learners and problem solvers through value-based quality education.
2. To motivate faculty to attain the state-of-the-art knowledge and wisdom in their domain and be a facilitator towards co creation of knowledge.
3. To frame and deploy conducive and empowering policies for multifaceted growth of students, faculty and staff to make them contributors towards excellence.
4. To partner with industry for mutually beneficial relations to generate employable and deployable workforce.
5. To fulfill the aspirations of alumni, parents, society, region and nation at large by generating technically competent and contributing manpower.

About E&TC Department

- Involvement of Experts from IITs, Govt. Colleges, Reputed Industries, Alumni and Students in development of curriculum.
- Automatic Bank Credit System (ABC)
- Choice of Electives
- Remedial Teaching
- Sponsorship for Publications and IPR
- Research Mentorship
- Industry Internship
- Provision of Credit Transfer Scheme (CTS)
- Peer Teaching Scheme
- Teacher Guardian Scheme (TGS)
- Proficiency Courses
- MOUs with Industries

DEPARTMENT VISION AND MISSION

VISION

To develop professionals in Electronics and Telecommunication Engineering to contribute in solving technological problems faced by society.

MISSION

1. To impart value added education for developing professional competencies and life skills.
2. To empower facilitators with knowledge, skills and conducive work culture.
3. To reciprocate with collaborating organizations and industries to ensure continual improvements.
4. To integrate efforts of all stakeholders for the benefit of society.

Programme Educational Objectives (PEOs)

A graduate in E&TC will be able to demonstrate:

PEO1: To apply the knowledge of Electronics and Telecommunication Engineering to build career in core and allied industries.

PEO2: To prepare students for higher studies, competitive exams and multidisciplinary work.

PEO3: To follow professional ethics and address social concerns.

PEO4: To be lifelong learner to engross newer technologies.

Program Specific Outcomes (PSOs)

At the end of the programme students will be able to demonstrate:

PSO1: To develop competencies to solve real-life problems in the Electronics and Telecommunication Engineering domain at the same time inculcate professional behavior imbibe with human values and ethics.

PSO2: To acquire the knowledge of embedded systems, communication, signal processing for hardware/software design and development.

PSO3: To demonstrate the competencies to use modern tools and techniques to design electronic systems in diverse fields as per societal needs.

Program Outcomes (POs)

Engineering Graduates will be able to:

- 1. Engineering knowledge:** Apply the knowledge of mathematics, science, engineering fundamentals, and an engineering specialization to the solution of complex engineering problems.
- 2. Problem analysis:** Identify, formulate, review research literature, and analyze complex engineering problems reaching substantiated conclusions using first principles of mathematics, natural sciences, and engineering sciences.
- 3. Design/development of solutions:** Design solutions for complex engineering problems and design system components or processes that meet the specified needs with appropriate consideration for the public health and safety, and the cultural, societal, and environmental considerations.
- 4. Conduct investigations of complex problems:** Use research-based knowledge and research methods including design of experiments, analysis and interpretation of data, and synthesis of the information to provide valid conclusions.
- 5. Modern tool usage:** Create, select, and apply appropriate techniques, resources, and modern engineering and IT tools including prediction and modelling to complex engineering activities with an understanding of the limitations.
- 6. The engineer and society:** Apply reasoning informed by the contextual knowledge to assess societal, health, safety, legal and cultural issues and the consequent responsibilities relevant to the professional engineering practice.
- 7. Environment and sustainability:** Understand the impact of the professional engineering solutions in societal and environmental contexts, and demonstrate the knowledge of, and need for sustainable development.
- 8. Ethics:** Apply ethical principles and commit to professional ethics and responsibilities and norms of the engineering practice.
- 9. Individual and team work:** Function effectively as an individual, and as a member or leader in diverse teams, and in multidisciplinary settings.
- 10. Communication:** Communicate effectively on complex engineering activities with the engineering community and with society at large, such as, being able to comprehend and write effective reports and design documentation, make effective presentations, and give and receive clear instructions.
- 11. Project management and finance:** Demonstrate knowledge and understanding of the engineering and management principles and apply these to one's own work, as a member and leader in a team, to manage projects and in multidisciplinary environments.
- 12. Life-long learning:** Recognize the need for, and have the preparation and ability to engage in independent and life-long learning in the broadest context of technological change.

Vidya Pratishthan's
Kamalnayan Bajaj Institute of Engineering and Technology
Board of Studies: E&TC Engineering
Syllabus: Second Year (B. Tech.) E&TC Engineering
2025 Pattern S.Y.Sem III A.Y. 2026-27

SEMESTER-III

Course Type	Course Code	Course Name	Teaching Scheme			Examination Scheme and Marks							Credits			
			TH	PR	TUT	CAA	ISE	ESE	TW	PR	OR	Total	TH	PR	TUT	Tot
BSC	BS25201TH	Advanced Mathematics for E&TC Engineering	3	-	-	10	30	60	-	-	-	100	3	-	-	3
PCC	ET25201TH	Analog Circuits	3	-	-	10	30	60	-	-	-	100	3	-	-	4
PCC	ET25201PR	Analog Circuits	-	2	-	-	-	-	-	30	-	30	-	1	-	
PCC	ET25202TH	Digital Logic Design	3	-	-	10	30	60	-	-	-	100	3	-	-	4
PCC	ET25202PR	Digital Logic Design	-	2	-	-	-	-	-	30	-	30	-	1	-	
PCC	ET25203TH	Signals and Systems	3	-	-	10	30	60	-	-	-	100	3	-	-	4
PCC	ET25203TUT	Signals and Systems	-	-	1	-	-	-	-	-	30	30	-	1	-	
MDM	XXXXTH	Multi-disciplinary minor	2	-	-	10	-	60	-	-	-	70	2	-	-	3
MDM	XXXXPR	Multi-disciplinary minor	-	2	-	-	-	-	30	-	-	30	-	1	-	
VSC	ET25204TH	Programming in Python (VSC)	1	-	-	40	-	-	-	-	-	40	1	-	-	2
VSC	ET25204PR	Programming in Python (VSC)	-	2	-	-	-	-	-	-	30	30	-	1	-	
CEP	ET25205	Community Engagement Project	-	4	-	10	-	-	30	-	30	70	-	2	-	2
Total			15	12	1	100	120	300	60	60	90	730	15	7	0	22

List of Electives, Multi-Disciplinary Minor and Open Elective

Code	Program Elective-IV	Code	Multi-Disciplinary Minor	Code	Open Elective
		IT25053	Data Structures		
		AI25052	Data Science		
		IT25051	Cyber Security		
Code	Program Elective-V				

J. S. Rangole
HOD E&TC
Dr. J. S. Rangole

S. M. Bhosle
Dean Academics
Dr. S. M. Bhosle

A. H. Kolekar
Controller of Examination
Dr. A. H. Kolekar

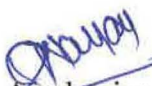
S. B. Lande
Principal
Dr. S. B. Lande





Vidya Pratishthan's
Kamalnayan Bajaj Institute of Engineering and Technology
Board of Studies: E&TC Engineering
Syllabus: Honor / Double Minor Program
2025 Pattern S.Y. Sem III A.Y. 2026-27
SEMESTER-III

Semester	Course Code	Course Name	Teaching Scheme			Examination Scheme and Marks							Credits			
			TH	PR	TUT	CA A	ISE	ESE	TW	PR	OR	Total	TH	PR	TUT	Total
III	ET25281TH	Advanced Digital Design	2	-	-	10	-	60	-	-	-	70	2	-	-	3
	ET25281PR	Advanced Digital Design	-	2	-	-	-	-	-	30	-	30	-	1	-	
Total			2	2	-	10	-	60	-	30	-	100	2	1	-	3


HOD E&TC
Dr. J. S. Rangole


Dean Academics
Dr. S. M. Bhosle


Controller of Examination
Dr. A. H. Kolekar


Principal
Dr. S. B. Lande



Vidya Pratishthan's
Kamalnayan Bajaj Institute of Engineering and Technology
Board of Studies: E&TC Engineering
Syllabus: Second Year (B. Tech.) E&TC Engineering
2025 Pattern S.Y.Sem A.Y. 2026-27
SEMESTER-IV

Course Type	Course Code	Course Name	Teaching Scheme			Examination Scheme and Marks							Credits			
			TH	PR	TUT	CAA	ISE	ESE	TW	PR	OR	Total	TH	PR	TUT	Total
PCC	ET25211TH	Control Systems	3	-	-	10	30	60	-	-	-	100	3	-	-	4
PCC	ET25211TUT	Control Systems	-	-	1	-	-	-	30	-	-	30	-	-	1	
PCC	ET25212TH	Analog and Digital Communication	3	-	-	10	30	60	-	-	-	100	3	-	-	4
PCC	ET25212PR	Analog and Digital Communication	-	2	-	-	-	-	-	30	-	30	-	1	-	
PCC	ET25213TH	Microcontrollers	2	-	-	10	-	60	-	-	-	70	2	-	-	3
PCC	ET25213PR	Microcontrollers	-	2	-	-	-	-	-	30	-	30	-	1	-	
MDM	XXXXTH	Multi-disciplinary minor	3	-	-	10	30	60	-	-	-	100	3	-	-	4
MDM	XXXXPR	Multi-disciplinary minor	-	2	-	-	-	-	30	-	-	30	-	1	-	
OE	OE250XXTH	Open Elective	2	-	-	10	-	60	-	-	-	70	2	-	-	2
HSSM	HS25211TH	Environmental Studies	2	-	-	10	-	60	-	-	-	70	2	-	-	2
AEC	HS25201TH	Public Speaking and Aptitude	1	-	-	40	-	-	-	-	-	40	1	-	-	2
AEC	HS25201PR	Public Speaking and Aptitude	-	2	-	-	-	-	-	-	30	30	-	1	-	
Total			16	08	1	100	90	360	60	60	30	700	15	5	1	21

List of Electives, Multi-Disciplinary Minor and Open Elective

Code	Program Elective-IV	Code	Multi-Disciplinary Minor	Code	Open Elective
		CO25052	Object Oriented Programming	OE25001	Digital Marketing
		EL25051	Solar Technology	OE25008	Intellectual Property Rights
		EL25052	Industrial Automation	OE25016	Accounting and Finance
Code	Program Elective-V				



J.Pam
HOD E&TC
Dr. J. S. Rangole

S.M.Bhosle
Dean Academics
Dr. S. M. Bhosle

A.H.Kolekar
Controller of Examination
Dr. A. H. Kolekar

S.B.Lande
Principal
Dr. S. B. Lande

Vidya Pratishthan's
Kamalnayan Bajaj Institute of Engineering and Technology
Board of Studies: E&TC Engineering
Syllabus: Honor / Double Minor Program
2025 Pattern S.Y.Sem IV A.Y. 2026-27
SEMESTER-IV

Semester	Course Code	Course Name	Teaching Scheme			Examination Scheme and Marks							Credits			
			TH	PR	TUT	CA A	ISE	ESE	TW	PR	OR	Total	TH	PR	TUT	Total
IV	ET25291TH	ASIC Design and SoC	2	-	-	10	-	60	-	-	-	70	2	-	-	3
	ET25291PR	ASIC Design and SoC	-	2	-	-	-	-	-	30	-	30	-	1	-	
Total			2	2	-	10	-	60	-	30	-	100	2	1	-	3



J. S. Rangole

HOD E&TC
Dr. J. S. Rangole

S. M. Bhosle

Dean Academics
Dr. S. M. Bhosle

A. H. Kolekar

Controller of Examination
Dr. A. H. Kolekar

S. B. Lande

Principal
Dr. S. B. Lande

Bucket of Multidisciplinary Minor Courses

Multidisciplinary Minor Subjects	
Subject Code	Subject Name
AI25051	AI & Machine Learning
AI25052	Data Science
AI25053	Generative AI (Sem V+)
CO25051	Cloud Computing
CO25052	High Performance Computing (Sem V+)
CO25053	Computer Graphics & Gaming
IT25051	Cyber security
IT25052	Full Stack Development
ET25051	Embedded Systems
ET25052	Drone Technology
ET25053	Internet of Things
ET25054	Microprocessors and Microcontrollers
CE25051	Waste Management
CE25052	Green building & smart cities
ME25051	3-D Printing
ME25052	Robotics & Automation
EL25051	Solar Technology
EL25052	Industrial Automation
GS25051	Nanotechnology
GS25052	Linear Algebra and Statistics

Bucket of Open Electives

Open Elective Subjects	
Subject Code	Subject Name
OE25001	Digital Marketing
OE25002	Professional Leadership
OE25003	Organizational Behaviour
OE25004	Industrial Management
OE25005	Disaster Management
OE25006	Energy Economics & Management
OE25007	Operations Research
OE25008	Intellectual Property Rights
OE25009	Cyber Laws
OE25010	Bioinformatics
OE25011	Biotechnology
OE25012	International Relations
OE25013	Universal Human Values
OE25014	Education Technology
OE25015	Design Thinking
OE25016	Accounting & Finance
OE25017	Sustainability & Climate Change
OE25018	Agriculture Technology
OE25019	Architectural Technology

HONORS DEGREE (only for students having CGPA \geq 7.5)
Honor: Computational Intelligence
Honor: Cloud Computing and Virtualization, Data Science
Honor: Data Science
Honor: Artificial Intelligence
Honor: Cyber security
Honor: VLSI Design Technology
Honor: Advanced Communication Systems
Honor: Advances in Construction Technology
Honor: Advanced Structural Engg.
Honor: Robotics and Automation
Honor: Refrigeration & Air-conditioning
Honor: Renewable Energy and E- mobility

DOUBLE MINOR DEGREE (only for students having CGPA \geq 7.5)
Double Minor: Artificial Intelligence and Data Science
Double Minor: Cloud Computing and Virtualization
Double Minor: Full Stack Development
Double Minor: Embedded Systems and Real-Time OS
Double Minor: Municipal or Urban Engineering
Double Minor: Enterprise Resource Planning
Double Minor: Digital Mfg. and Robotics
Double Minor: Renewable Energy

BS25201: Advanced Mathematics for E&TC Engineering

Teaching Scheme:
Theory: 03 Hours/Week

Credits: 03

Examination Scheme:
CAA: 10 Marks
In Semester:30 Marks
End Semester:60 Marks

Prior knowledge of

Differential & Integral Calculus, Taylor series, Differential equations of first order and first degree, Fourier series, Vector algebra.

Course Objectives:

1. To familiarize the students with concepts and techniques in Ordinary differential equations, Fourier Transform & Z-Transform, Numerical methods, and Vector Calculus.
2. The aim is to equip them with the techniques to understand advanced-level mathematics and its applications that would enhance analytical thinking power, useful in their disciplines.

Course Outcomes: On completion of the course, the learner will be able to -

CO1: Solve higher-order linear differential equations using appropriate techniques for modeling and analyzing electronics circuits.

CO2: Understand the concepts of Fourier transform and Z-transform and apply them to difference equations.

CO3: Learn various numerical methods and apply them to solve problems of interpolation, integration, and ODE.

CO4: Understand the concepts of vector differentiation and integration and apply them in their field.

CO5: Develop and understand the basics of probability theory and distribution functions.

CO6: Understand stochastic processes and apply them for characterization.

Course Contents

Unit I: Linear Differential Equations (LDE) and Applications (07 Hrs.)

LDE of n^{th} order with constant coefficients, Complementary Function, Particular Integral, General method, shortcut methods, Method of variation of parameters, Cauchy's and Legendre's DE, Modeling of Electrical circuits.

Unit II: Transforms (07 Hrs.)

Fourier Transform (FT): Fourier transform, Fourier Sine & Cosine transforms and their inverses.

Z-Transform (ZT): Introduction, Definition, Standard properties, ZT of standard sequences and their inverses. Solution of difference equations.

Unit III: Numerical Methods (07 Hrs.)

Interpolation: Finite Differences, Newton's and Lagrange's Interpolation formula.

Integration: Trapezoidal and Simpson's rules.

Solution of ODE: Eulers, Euler's modified, and Runge-Kutta 4th order methods.

Unit IV: Vector Calculus (07 Hrs.)

Gradient, Divergence and Curl, Directional derivative, Solenoidal, Irrotational and Conservative fields, and Scalar potential. Line, Surface, and Volume integrals, Work-done, Green's Lemma. Applications to problems in Electromagnetic fields.

Unit V: Probability Theory (07 Hrs.)

Discrete random variables, probability mass function, probability distribution function. Continuous random variables, probability density function, probability distribution function.

Joint distributions, functions of one and two random variables. Conditional distribution, densities, and moments; Characteristic functions of a random variable.

Unit VI: Stochastic Process (07 Hrs.)

Markov, Chebyshev, and Chernoff bounds.

Random sequences and modes of convergence (everywhere, almost everywhere, probability, distribution and mean square), Limit theorems, Strong and weak laws of large numbers, and central limit theorem.

Random process, Stationary processes, Mean and covariance functions.

Textbooks:

1. Higher Engineering Mathematics by B.V. Ramana (Tata McGraw-Hill).
2. Higher Engineering Mathematics by B. S. Grewal (Khanna Publication, Delhi).
3. Probability and Random Processes with Applications to Signal Processing by H. Stark and J. Woods (3rd Edition, Pearson Education).

Reference Books:

1. Advanced Engineering Mathematics, 10e, by Erwin Kreyszig (Wiley India).
2. Advanced Engineering Mathematics, 2e, by M. D. Greenberg (Pearson Education).
3. Advanced Engineering Mathematics, 7e, by Peter V. O'Neil (Cengage Learning).
4. Differential Equations, 3e by S. L. Ross (Wiley India).
5. Numerical Methods for Engineers, 7e by S. C. Chapra and R. P. Canale (McGraw-Hill Education).
6. Probability, Random Variables, and Stochastic Processes, Fourth Edition, A. Papoulis and S. Unnikrishnan Pillai, McGraw Hill.
7. Introduction to Probability Theory with Stochastic Processes, K. L. Chung, Springer International.
8. Introduction to Probability, P. G. Hoel, S. C. Port, and C. J. Stone, UBS Publishers.
9. Introduction to Stochastic Models, Harcourt Asia, S. Ross, Academic Press.

ET25201:- Analog Circuits

Teaching Scheme:
Theory: 03 Hours/Week
Practical: 02 Hours/Week

Credits
04

Examination Scheme:
CAA:10 Marks
In Semester: 30 Marks
End Semester:60 Marks
Practical: 30 Marks

Prior knowledge of

- Basic electronics components such as transistor, op-amp and concept of basic circuit laws like KVL and KCL
is essential.

Course Objectives:

This course emphasizes on effective knowledge of semiconductor devices -FET, BJT MOSFET and Op-Amp in the field of Electronics and telecommunication Engineering. It also gives insights on applications such as amplifiers, A-D and D-A converter and op-amp based circuits.

Course Outcomes:

After completion of this course, students will be able to,
CO1: Design various circuits utilizing semiconductor devices.
CO2: Implement circuit and test the performance using FET and MOSFET.
CO3: Explain small signal model of BJT and FET.
CO4: Classify the power amplifier circuits.
CO5: Demonstrate the linear and non-linear applications of Op-Amp.
CO6: Compare A-D and D-A conversion techniques.

Course Contents

Unit I: Applications of Semiconductor Devices (06 Hrs.)

Diode wave shaping circuits- Clippers and Clampers, Voltage multipliers. Transistor as a switch, Transistorized relay driver circuit.

DC Regulated power supply, and its performance parameters, Types: series regulator, shunt regulator, Protection circuits: Over voltage protection, over current protection.

Unit II: Amplifiers (07 Hrs.)

BJT small signal model – Analysis of CE amplifier, comparison of CE, CB and CC, FET small signal model– Analysis of CS amplifiers. Concept of frequency response.

Feedback Amplifiers: - Feedback Concept, Introduction to multistage amplifier, Classification of amplifiers based on feedback topology, (Voltage, Current, Trans-conductance and Trans-resistance amplifiers), Effect of negative feedback on various performance parameters of an amplifier, Analysis of voltage series feedback topology, Comparison of feedback topologies.

Unit III: Power Amplifier (06 Hrs.)

Classes of power amplifiers – Class A, Class B, Class AB, Class C and Class D amplifiers, Analysis of Class A, Class B, Class AB amplifiers, Distortions in amplifiers, concept of Total Harmonic Distortion (THD), Comparison of power amplifiers.

Unit IV: Op-Amp and its applications (07 Hrs.)

Introduction of Op-amp, Differential amplifier using op-amp, Instrumentation amplifier, V to I & I to V Converter, Precision Rectifiers, Study of comparator, Schmitt Trigger, Peak Detectors, Sample and hold circuit.

Unit V: Oscillators and Signal Generators (07 Hrs.)

Oscillator introduction, Condition for oscillations, phase shift – Wien Bridge, Hartley, Colpitts and Crystal oscillators using BJT/Op-amp.

Signal Generators: Sine wave generators, Triangular wave generators, Saw tooth generators, V to F and F to V converters, PWM generator.

Unit VI: ADC and DAC (06 Hrs.)

Introduction of ADC and DAC, Need of ADC and DAC, Types of ADC, characteristics, specifications, Advantages and Disadvantages of ADC's, Detailed study of IC 0808/0809. Types of DAC, characteristics, specifications, advantages and disadvantages of each type of DAC, IC based DAC.

Text Books:

T1. Millman Halkias, "Integrated Electronics-Analog and Digital Circuits and Systems", Tata McGraw Hill.

T2. Donald Neaman, "Electronic Circuit Analysis and Design", 3rd Edition, Tata McGraw Hill.

T3. Ramakant A. Gaikwad, "Op Amps and Linear Integrated Circuits", Pearson Education second and latest edition.

T4. S. Salivahanan & Bhaaskaran, "Linear Integrated Circuits", 1st Edition, Tata McGraw Hill.

Reference Books:

R1. David A. Bell, "Electronic Devices and Circuits", 5th Edition, Oxford press.

R2. R. L. Boylstad, L. Nashlesky, "Electronic Devices and circuits Theory", 9th Edition, Prentice Hall of India, 2006.

R3. D. Roy Choudhary, Shail Jain "Linear Integrated Circuits", New Age International.

R4. Soclof, "Design and Applications of Analog Integrated Circuits", PHI.

List of Experiments**Part-A: Perform any 5 experiments**

1. Implement single stage FET Amplifier in CS configuration and verify DC operating point.
2. Build and test single stage CS amplifier using FET. Calculate R_i , R_o and A_v .
3. Simulate frequency response of single stage CS amplifier (use same circuit) and find the bandwidth
4. Implement power amplifier and verify the performance parameters.
5. Simulate Voltage-Series feedback amplifier and calculate R_{if} , R_{of} , A_{vf} and Bandwidth.
6. Simulate LC oscillator using FET.
7. Implement Wein-bridge /RC phase shift oscillator using FET/MOSFET.
8. Simulate MOSFET/ CMOS Inverter.
9. Build and test MOSFET as a switch.

Part-B: Perform any 5 experiments

1. Measure op-amp parameters and compare with the specifications.
 - (a) Measure input bias current, input offset current and input offset voltage.
 - (b) Measure slew rate.
 - (c) Measure CMRR.
 - (d) Compare the result with datasheet of corresponding Op Amp.
2. Design of Summing, scaling, and averaging amplifier for given specification.
3. Verify V to I convertor.
4. Build and test differentiator and integrator.
5. Build and test precision half & full wave rectifier.
6. Build and test Comparator and Schmitt trigger.

7. Implement DAC and verify the parameters.
8. Implement ADC and verify the parameters.
9. Build and test square & triangular wave generator.

ET25202:- Digital Logic Design

Teaching Scheme: Theory: 03 Hours/Week Practical: 02 Hours/Week	Credits 04	Examination Scheme: CAA:10 Marks In Semester: 30 Marks End Semester: 60 Marks Practical: 30 Marks
--	-----------------------------	--

Prior knowledge of

- Logic gates and Boolean algebra

is essential.

Course Objectives:

The course is served to acquaint the students with the fundamental principles of digital logic and various digital devices used to implement logical operations on variables. The course contents lay the foundation for further studies in VLSI design. HDL and related design approach will get explore to students. The last unit is to explore PLD architectures with advanced features.

Course Outcomes:

After completion of this course, students will be able to,

CO1: Understand basic combinational logic circuits.

CO2: Build modular combinational circuits with MUX/DEMUX, Decoder, and Comparator, etc.

CO3: Construct sequential logic circuits

CO4: Understand the concept of state machines, PLA, PAL or PLD

CO5: Apply knowledge of the digital logic family for the selection of ICs used in applications.

CO6: Design and simulate arithmetic and sequential circuits using HDL tool flow.

Course Contents

Unit I: Combinational Logic Design-I (06 Hrs.)

Definition of combinational logic, canonical forms, Standard representations for logic functions, k-map representation of logic functions (SOP and POS forms), minimization of logical functions for min-terms and max-terms (up to 4 variables), don't care conditions, Design Examples: Arithmetic Circuits, BCD - to - 7 segment decoder, Code converters. Adders and their use as subtractor, 4-bit Binary Adder, 4-bit BCD adder, look ahead carry, ALU.

Unit II: Combinational Logic Design-II (06 Hrs.)

Digital Comparator, Parity generators/checkers, Multiplexers and their use in combinational logic designs, multiplexer trees, De-multiplexers and their use in combinational logic designs, Decoders, Demultiplexer trees.

Unit III: Sequential Logic Design (06 Hrs.)

1-Bit Memory Cell, Clocked SR, JK, MS J-K flip flop, D and T flip-flops. Use of preset and clear terminals, Excitation Table for flip flops, Timing parameters of flip flops. Application of Flip flops: Registers, Shift registers, Counters (ring counters, twisted ring counters), ripple counters, up/down counters, synchronous counters.

Unit IV: State Machines & Programmable Logic Devices (06 Hrs.)

Basic design steps- State diagram, State table, State reduction, State assignment, Mealy and Moore machines representation, Implementation, finite state machine implementation, Sequence detector. Introduction to Algorithmic state machines- construction of ASM chart and realization for sequential circuits.

Unit V: Digital Logic Families (06 Hrs.)

Classification of logic families, Characteristics of digital ICs, Operation of TTL NAND gate, active pull up, wired-AND, open collector output, unconnected inputs. Tri-State logic. CMOS logic – CMOS inverter, NAND, NOR gates, unconnected inputs, wired logic, open drain output. Interfacing CMOS and TTL. Comparison table of Characteristics of TTL, CMOS, ECL, RTL, I2L, DCTL.

Unit VI: Programmable Logic Devices (07 Hrs.)

Programmable logic devices: Detail architecture, Study of PROM, PAL, PLA. Designing combinational circuits using PLDs. Semiconductor memories: memory organization and operation, expanding memory size, Classification and characteristics of memories, RAM ROM, EPROM, EEPROM, SRAM, and DRAM.

Text Books:

1. R.P. Jain, “Modern digital electronics”, 3rd edition, 12th reprint Tata McGraw Hill Publication.
2. M. Morris Mano, “Digital Logic and Computer Design”, 4th edition, Prentice Hall of India.

Reference Books:

1. J. F. Wakerly, “Digital Design: Principles and Practices”, 3rd Edition, Pearson Education.
 2. A. Anand Kumar, “Fundamentals of digital circuits”, 4th Edition, Prentice Hall of India Learning.
- D.P. Leach, A. P. Malvino and G. Saha, “Digital Principles and Application”, 7th Edition, Tata McGraw Hill Publication.

List of Experiments

1. Study of IC-74LS153 as a Multiplexer:
 - a. Design and Implement 8:1 MUX using IC-74LS153 & Verify its Truth-Table.
 - b. Design & Implement the given 4 variable functions using IC74LS153. Verify its Truth-Table.
2. Design and Implement full adder / subtractor function using IC-74LS138.
3. Design & Implement 3-bit code converter using IC-74LS138. (Gray to Binary/Binary to Gray).
4. Design and Implement 1 digit BCD adder using IC-74LS83.
5. Design and Implement 5-bit comparator.
6. Design and Implement MOD-N / MOD-NN using IC-74LS90 and draw a Timing diagram.
7. Design & Implement MOD-N Up/down Counter using IC74HC191/ IC74HC193. Draw Timing Diagram.
8. Design and Simulate 4-bit right shift and left shift register using D-flip flop.
9. Design and Simulate a Pulse train generator using IC-74HC194/IC74LS95.
10. Design and Simulate 4-bit Ring Counter/ Twisted ring Counter using shift registers IC 74HC194/ IC74LS95.

ET25203:- Signals and Systems

Teaching Scheme:
Theory: 03 Hours/Week
Tutorial: 01 Hours/Week

Credits
04

Examination Scheme:
CAA:10 Marks
In Semester: 30 Marks
End Semester:60 Marks
Oral: 30 Marks

Prior knowledge of

- Basics of semiconductor Physics
- Basic Electronics Engineering

is essential.

Course Objectives:

To understand the mathematical representation of continuous and discrete time signals and systems.

- To classify signals and systems into different categories.
- To analyze Linear Time Invariant (LTI) systems in time and transform domains.
- To build basics for understanding of courses such as signal processing, control system and communication.
- To develop the basis of probability and random variables.

Course Outcomes: On completion of the course, learner will be able to -

CO1: Identify, classify basic signals and perform operations on signals.

CO2: Identify, Classify the systems based on their properties in terms of input output relation and in terms of impulse response and will be able to determine the convolution between two signals.

CO3: Analyze and resolve the signals in frequency domain using Fourier series and Fourier Transform.

CO4: Resolve the signals in the complex frequency domain using Laplace Transform, and will be able to apply and analyze the LTI systems using Laplace Transforms.

CO5: Define and Describe the probability, random variables and random signals. Compute the probability of a given event, model, compute the CDF and PDF.

CO6: Compute the mean, mean square, variance and standard deviation for given random variables using PDF.

Course Contents

Unit I: Introduction to Signals and Systems (06 Hrs.)

Classification of signals: Continuous time and discrete time, even, odd, periodic and non-periodic, deterministic and non-deterministic, energy and power. Operations on signals, Elementary signals: ramp, rectangular, triangular, signum, sinc exponential, sine, step, impulse and its properties.

Systems: Definition, Classification: linear and nonlinear, time variant and invariant, causal and non-causal, static and dynamic, stable and unstable, invertible.

Unit II: Continuous time and discrete time Linear shift invariant (LSI) systems (06 Hrs.)

System modeling: Input output relation, impulse response, block diagram, integro-differential equation. Definition of impulse response, convolution integral, convolution sum, computation of convolution integral using graphical method for unit step to unit step, unit step to exponential, exponential to exponential and unit step to rectangular, rectangular to rectangular only. Computation of convolution sum. Properties of convolution, system interconnection, system properties in terms of impulse response, step response in terms of impulse response.

Unit III: Fourier series (06 Hrs.)

Fourier series: Fourier series (FS) representation of periodic Continuous Time (CT) signals, Dirichlet condition for existence of Fourier series, Amplitude and phase response, FS representation of CT signals using trigonometric and exponential Fourier series, Gibbs phenomenon.

Unit IV: Fourier Transform (06 Hrs.)

Definition CT and DT Fourier transforms. CT Fourier transform and its properties, problem solving, amplitude spectrum, phase spectrum of the signal and system. DT Fourier transform, problem solving using DTFT, Interplay between time and frequency domain using sinc and rectangular signals.

Analogy between CTFS, DTFS and CTFT, DTFT. Limitations of FT and need of LT and ZT.

Unit V: Laplace Transform (06 Hrs.)

Definition of Laplace Transform (LT), Limitations of Fourier transform and need of Laplace transform, ROC, Properties of ROC, Laplace transform of standard periodic and aperiodic functions, properties of Laplace transform and their significance, Laplace transform evaluation using properties, Inverse Laplace transform, stability considerations in S domain, Application of Laplace transforms to the LTI system analysis.

Unit VI: Analysis of DT Systems using Z transform (06 Hrs.)

Definition of unilateral and bilateral Z transform, Properties of Z transform, Inverse Z transform, Analysis of LTI DT System, Stability and Causality considerations of LTI system.

Text Books:

1. Simon Haykins and Barry Van Veen, "Signals and Systems", Wiley India, 2nd Edition.
2. M.J. Roberts "Signal and Systems", Tata McGraw Hill.
3. Digital Signal Processing, Principles, Algorithms, and Applications: John G. Proakis, Dimitris G. Manolakis, PHI, 4th Edition.

Reference Books:

1. Charles Phillips, "Signals, Systems and Transforms", Pearson Education, 3rd Edition.
2. Peyton Peebles, "Probability, Random Variable, Random Processes", Tata Mc Graw Hill, 4th Edition.
3. A. Nagoor Kanni, "Signals and Systems", McGraw Hill, 2nd Edition.

MOOC / NPTEL Courses:

1. NPTEL Course "Principles of Signals & System" <https://nptel.ac.in/courses/108/104/108104100/>
2. Lecture Series on, "Signals & Systems" <http://www.nptelvideos.in/2012/12/signals-and-system.html>

Signals & Systems Tutorial

1. A) Sketch and write mathematical expression for the following signals in Continuous Time (CT) and Discrete Time (DT)

- | | | | |
|-----------------|----------------|---------------|----------------|
| a) Sine | b) Rectangular | c) Triangular | d) Exponential |
| e) Unit Impulse | f) Unit Step | g) Ramp | h) Signum |
| i) Sinc | h) Gaussian | | |

B) Classify and find the respective value for the above signals if applicable

- | | | |
|----------------------------|----------------------------|------------------------|
| a) Periodic / Non Periodic | b) Energy / Power /Neither | c) Even and Odd signal |
|----------------------------|----------------------------|------------------------|

2. State and prove the various properties of CT Fourier Transform. Take rectangular and sinc signals as examples and demonstrate the applications of CTFT properties. Demonstrate the interplay between the time and frequency domain.

3. State and prove the properties of CT Laplace Transform. Take any example of a system in the time domain and demonstrate the application of LT in system analysis.
4. Take any two CT and DT signals and perform the following operations: Amplitude scaling, Addition, multiplication, differentiation, integration (accumulator for DT) Time scaling, Time folding, and Time shifting.
5. Express any two system mathematical expressions in input output relation form and determine whether each one of them is, Memory less, Causal, Linear, Stable, Time invariant, Invertible.
6. Express any two system mathematical expressions in impulse response form and determine whether each one of them is, Memory less, Causal, Linear, Stable, Time invariant, Invertible.
7. Perform Convolution Integral of two Continuous time signals and Convolution Sum of any two Discrete Time signals. (Various Combinations can be taken for this.)
8. List and Explain the properties of CDF & PDF.
9. Write a MATLAB program to Calculate and plot Fourier Transform and Z-Transform of a given signal.

ET25204:- Vocational and Skill Enhancement Course (VSC): Programming in Python

Teaching Scheme:
Theory: 01 Hr/Week
Practical: 02 Hours/Week

Credits
02

Examination Scheme:
CAA: 40 Marks
Oral: 30 Marks

Course Objectives:

- To introduce to student's fundamentals of data science.
- To introduce to students various Python packages related to data science.
- To make students write Python programs related to data sequences using NumPy and Pandas.
- To make students write Python programs related to data frames using NumPy and Pandas.

Course Outcomes:

After completion of this course, students will be able to,

1. Develop the application specific codes using python
2. Apply modular approach in python programs
3. Implement Digital logic gates using Python
4. Analyze electronic circuits using SPICE interface

Guidelines for Instructor's Manual

Guidelines for Laboratory Conduction During each lab experiment the following activities will be carried out:

- The instructor will explain the aims & objectives of the assignments.
- The instructor will explain the topics required to carry out the experiment.
- The students will do the hands on as per the Lab manual & Web resources provided.
- The students will show the results to the instructor.

Guidelines for Student's Lab Journal

The student's Lab Journal can be submitted in the form of a soft copy/hard copy. In case of soft copy submission, the print out of only the first page can be kept in the Journal. It should include the following as applicable: Assignment No, Title of Assignment, Date of Performance, Date of Submission, Aims & Objectives, Theory, and Description of data used, Results, and Conclusion.

Guidelines for Lab /TW Assessment

The oral examination will be based on the work carried out by the student in the Lab course. Suitable rubrics can be used by the internal & external examiner for assessment.

Detailed Syllabus

Expressions, Data types, Variables, Flow Control concepts, While Loops, For Loops Functions: Builtin functions, Writing own functions, Global and local scopes, Error handling Lists, For loops with lists, multiple assignment and augmented operators, List methods Dictionary Data type and Data structures, string syntax, string methods, String formatting Regular expressions: Basics, Groups, Character classes, Repetition in Regex patterns, Regex method Files Reading and writing, copying and moving, deleting, Directory tree Pyspice, Numpy, Pandas, Data visualization libraries, Jupyter Notebook, Python IDEs

Practical

1. **Multi-D Lists:** Write a program that defines a matrix and prints
2. Write a program to perform addition of two square matrices

3. Write a program to perform multiplication of two square matrices
4. Digital Logic : Write a program to implement Digital Logic Gates – AND, OR, NOT, EX-OR
5. SPICE Interface: Write a program to design RLC circuit using SPICE interface.
6. Device Characteristics: Write a program to find the diode V-I characteristics using SPICE interface.
7. Write a program to find the transistor V-I characteristics using SPICE interface.
8. Electronic Circuits: Write a program to design diode circuits (rectifier, clipper, clamper, regulator) using SPICE interface.
9. Write a program to design the FET based amplifier circuits using SPICE interface.
Text Books: <ol style="list-style-type: none">1. Python Programming: A Modern Approach, Vamsi Kurama, Pearson2. Learning Python, Mark Lutz, Orielly
Reference Books: <ol style="list-style-type: none">1. Think Python, Allen Downey, Green TeaPress2. Core Python Programming, W.Chun, Pearson3. Introduction to Python, Kenneth A. Lambert, Cengage

ET25205: Community Engagement Project

Examination Scheme:
CAA: 10 Marks
Oral: 30 Marks
Term work: 30 Marks

Teaching Scheme:
Practical: 04 Hours/Week

Credits
02

Prior knowledge of

General awareness of societal problems

is essential.

Course Objectives:

The course is aimed to:

1. Develop the ability to identify and define community challenges and needs that can be addressed through engineering solutions.
2. Acquire skills in project planning, including defining project scopes, setting goals, developing timelines, and managing resources effectively.
3. Develop and enhance technical skills relevant to the environmental engineering discipline involved in the community project.
4. Identify potential risks associated with the community project and develop strategies for risk assessment.

Course Outcomes:

At the end of the course, the student will be able to:

CO1: Identify and comprehend the specific needs and challenges within a community that can be addressed through engineering solutions.

CO2: Incorporate sustainable engineering practices into project designs, considering environmental, social and economic impacts

Guidelines:

1. The project group shall consist of not more than 3 students per group.
2. Work should be carried out in the Design / Projects Laboratory.
3. Project design ideas can be necessarily adapted from recent issues of electronic design magazines. Application notes from well-known device manufacturers may also be referred.
4. Use of Hardware devices/components is mandatory.
5. Layout versus schematic verification is mandatory.
6. Bare board test report shall be generated.
7. Assembly of components and enclosure design is mandatory.

➤ **A guide should be assigned** to individual groups who will help them with the learning and development process.

Selection: Domains for projects may be from the following, but not limited to:

1. Instrumentation and Control Systems
2. Electronic Communication Systems
3. Biomedical Electronics
4. Power Electronics
5. Audio, Video Systems
6. Embedded Systems
7. Mechatronic Systems
8. Artificial Intelligence/ Image Processing, etc.

➤ Use Microchip PIC controllers / ATmega controller / AVR microcontrollers / Arduino / Raspberry Pi.

Project Report Contains:

1. Certificate
2. Certificate from Sponsoring Organization (if any)
3. Acknowledgement
4. Abstract
5. List of Abbreviations (as applicable)
6. List of Figures (as applicable)
7. List of Graphs (as applicable)
8. List of Tables (as applicable)
9. Introduction
10. Need / Importance
 - a. Forms of community service
 - b. Ways to participate in the community
11. Literature Survey
12. Problem Statement and Objective
13. Proposed System
 - a. Hardware / Algorithm
 - b. Design details
14. System Architecture
15. Project Plan / Activities Planned
16. System Implementation
17. Test Cases
18. Working Modules / GUI
19. Activities Conducted
20. Experimental Results
21. Conclusion and Future Work
22. References

Appendices:

- a) Plagiarism Report of Paper and Project Report
- b) Tools Used / Hardware Components Specifications (if any)

Completion of Project

Week 1 & 2: Formation of groups, Finalization of Mini project & Distribution of work.

Weeks 3 & 4: PCB artwork design using an appropriate EDA tool, Simulation.

Weeks 5 to 8: PCB manufacturing through vendor/at lab, Hardware assembly, programming (if required) Testing, Enclosure Design, Fabrication, etc.

Weeks 9 & 10: Testing of final product, Preparation, Checking & Correcting of the Draft Copy of Report

Weeks 11 & 12: Demonstration and Group presentations.

Evaluation Criteria:

1. Originality of Problem Statement: 10% (03 Marks)
2. Depth of Understanding the Problem Statement: 10% (03 Marks)
3. Literature Survey / Field work with identified gaps: 10% (04 Marks)
4. Design and Analysis of Algorithm / Model / Architecture / System: 40% (12 Marks)
5. Presentation Skill: 10% (03 Marks)
6. Report Preparation: 10% (05 Marks)

ET25211:- Control Systems

Teaching Scheme:
Theory: 03 Hours/Week
Tutorial: 01 Hour/Week

Credits
04

Examination Scheme:
CAA:10 Marks
In Semester: 30 Marks
End Semester:60 Marks
TW: 30 Marks

Prior knowledge of

- Basic Electrical Engineering
- Basic Electronics Engineering

is essential

Course Objectives:

- To Introduce elements of control system and their modeling using various Techniques.
- To get acquainted with the methods for analyzing the time response and Stability of System
- To Introduce and analyze the frequency response and Stability of System
- To Introduce concept of root locus, Bode plots, Nyquist plots.
- To Introduce State Variable Analysis method.
- To get acquainted with Concepts of PLC in Industrial Automation.

Course Outcomes:

After completion of this course, students will be able to,

1. Determine and use models of physical systems in the forms suitable for use in the analysis.
2. Determine the (absolute) stability of a closed-loop control system.
3. Perform time domain analysis of control systems required for stability analysis.
4. Perform frequency domain analysis of control systems required for stability analysis.
5. Express and solve system equations in state variable form.
6. To understand the role of the PLC in Industrial automation.

Course Contents

Unit I: Introduction to Control Systems & its modeling (06 Hrs.)

Basic Elements of Control System, Open loop and Closed loop systems, Differential equations and Transfer function, Modeling of Electric systems, Translational and rotational mechanical systems, Block diagram reduction Techniques, Signal flow graph.

Unit II: Time domain analysis (06 Hrs.)

Time domain analysis: transient response and steady state response, standard test inputs for time domain analysis, order and type of a system, transient analysis of first and second order systems, time domain specifications of second order under damped system from its step response, Steady state error and static error constants.

Unit III: Stability analysis (06 Hrs.)

Characteristic equation of a system, concept of pole and zero, response of various pole locations in s-plane, concept of stability absolute stability, relative stability, stability of system from pole locations, Routh Hurwitz stability criterion, Root locus: definition, magnitude and angle conditions, construction of root locus, concept of dominant poles, effect of addition of pole and zero on root locus. Application of root locus for stability analysis.

Unit IV: Frequency domain analysis (07 Hrs.)

Frequency response and frequency domain specifications, correlation between time domain and frequency domain specifications, polar plot, Nyquist stability criterion and construction of Nyquist plot, Bode plot, determination of frequency domain specifications and stability analysis using Nyquist plot and Bode plot.

Unit V: State space representation and Controllers (07 Hrs.)

State space advantages and representation, Transfer function from State space, physical variable form, phase variable forms: controllable canonical form, observable canonical form, Solution of homogeneous state equations, state transition matrix and its properties, computation of state transition matrix by Laplace transform method only, Concept of Controller, Basic ON-OFF Controller, Concept of Dead Zone, Introduction to P, I, D, PI, PD and PID controller, OFFSET of Controller, Integral Reset, PID Characteristics.

Unit VI: Introduction of Programmable Logic Controllers (06 Hrs.)

Fundamentals of PLC, PLC selection criteria and applications of PLC, Introduction to PLC, programming, Ladder diagram, Sequential flow chart, Industrial bus systems, Case Study: Basic Ladder programming, Temperature Measurement with interfacing to DAQ

Text Books:

1. N. J. Nagrath and M. Gopal, "Control System Engineering", New Age International Publishers, 5th Edition.
2. K. Ogata, "Modern Control Engineering", Prentice Hall India Learning Private Limited; 5th Edition.

Reference Books:

1. Benjamin C. Kuo, "Automatic control systems", Prentice Hall of India, 7th Edition.
2. M. Gopal, "Control System – Principles and Design", Tata McGraw Hill, 4th Edition.
3. Schaum's Outline Series, "Feedback and Control Systems" Tata McGraw-Hill.
4. John J. D'Azzo and Constantine H. Houpis, "Linear Control System Analysis and Design", Tata McGraw-Hill, Inc.
5. Richard C. Dorf and Robert H. Bishop, "Modern Control Systems", Addison – Wesley.

MOOC / NPTEL Courses:

1. NPTEL Course "Control System" <https://nptel.ac.in/courses/107/106/107106081/>
2. NPTEL Course "Control System Design" <https://nptel.ac.in/courses/115/108/115108104/>

List of Tutorials

1. Numerical on Block diagram reduction technique, Signal Flow Graphs (at least 4 numerical)
2. Computation of transfer function of Electric Circuits, Mechanical Circuits for concept understanding with their analogy Force-Voltage and Force Current.
3. Standard input signals and time response analysis of First Order and Second Order Systems for step input. Underdamped, critically damped and over damped case.
4. Stability analysis for any given system with Characteristic Equation given (Software Simulation).
5. Computation and Software / Simulation of root locus for given $G(s)H(s)$. Comment on time domain specifications and stability of the system
6. Computation and analysis of frequency response analysis u Bode Plot for given $G(s) H(s)$. Comment on Gain Margin, Phase Margin and Stability of the system.
7. Software implementation/Simulation frequency response analysis using Nyquist Plot for given $G(s) H(s)$. Comment on Gain Margin, Phase Margin and Stability of the system
8. Compute correlation time domain and frequency domain with examples (at least 4 numerical).
9. Computation of State Model from Transfer function and Compute Transfer Function from state model solve at least 4/5 numerical.
10. Derivation of Properties and solve numerical on state transition matrix.
11. Observe the effect of P, PI, PD and PID controller on the step response of a feedback control system. Comment on effect of Controller mode Time domain specifications/ analysis

ET25212:- Analog and Digital Communication

Teaching Scheme: Theory: 03 Hours/Week Practical: 02 Hours/Week	Credits 04	Examination Scheme: CAA:10 Marks In Semester: 30 Marks End Semester: 60 Marks Practical: 30 Marks
Prior knowledge of 1. Basic electronic circuit analysis is essential.		
Course Objectives: <ul style="list-style-type: none">• To introduce students to AM, FM, and PM generation, transmission, and reception principles.• To brief the impact of noise on AM, FM, and PM systems.• To introduce students to Pulse Analog Modulation techniques.		
Course Outcomes: <p>After completion of this course students will be able to,</p> CO1: Analyze and design of various continuous wave and amplitude modulation and demodulation techniques. CO2: Analyze AM, FM signals and their spectrums. CO3: Understand the effect of noise present in continuous wave and angle modulation techniques. CO4: Analyze and design the various Pulse Modulation Techniques. CO5: Understand the concepts of Digital Modulation Techniques and Baseband transmission. CO6: Compare the power and bandwidth considerations, spectral efficiency of various Analog and Digital modulation schemes.		
Course Contents		
Unit I: AM Transmitter and Receiver (08 Hrs.) <p>Introduction to Analog Communication system, Need of modulation, Communication Channels, Amplitude Modulation principle, AM envelope, frequency spectrum, Bandwidth, Modulation index, Trapezoidal patterns. AM transmitters: Block diagram of DSBFC (Low and High level), DSBSC generation using balanced modulators, SSB generation using Phase shift & Third method. Types of AM receiver: TRF and Super Heterodyne (block diagram) receiver, Performance characteristics of Receiver, AM detection types: Envelope detector for DSBFC, Synchronous detector for DSBSC & SSBSC.</p>		
Unit II: Angle Modulation (06 Hrs.) <p>Concept of Angle modulation, Instantaneous Frequency, Mathematical Expression for FM, Frequency Spectrum, Modulation Index, Bandwidth, Narrow band & Wide band FM, Phase modulation, Generation of FM (Direct and Indirect Method), Comparison of AM, FM and PM, Pre-emphasis and De-emphasis.</p>		
Unit III: Noise (06 Hrs.) <p>Sources of noise, Types of noise: white noise, shot noise, thermal noise, partition noise, low frequency or flicker noise, burst noise, avalanche noise, signal to noise ratio, Noise Figure, Noise Temperature, FRISS formula for noise figure, Noise bandwidth.</p>		
Unit IV: Digital Transmission of Analog Signal (08 Hrs.) <p>Digital Communication System. Comparison between digital and analog communication, Sampling theorem, Sampling types, Aliasing, Generation of PAM, PWM, PPM, Uniform and Non-uniform Quantization, PCM, PCM Companding, Delta Modulation, ADM.</p>		
Unit V: Band pass Digital Modulation (06 Hrs.) <p>Data formats and their spectra, Digital band pass modulation techniques such as ASK, FSK, BPSK, QPSK, M-</p>		

array PSK, QAM, MSK, Coherent detection of binary signals, optimum Filter, Matched Filter, Scramblers. Inter-symbol interference, Eye Diagram.

Unit VI: Spread Spectrum Techniques (06 Hrs.)

Need of SS signal, Model of spread spectrum digital communication system, Pseudo noise sequences, Notion of spread spectrum, Direct sequence spread spectrum with coherent BPSK, Processing gain, Probability of error, Concept of Jamming.

Text Books:

1. Louis E Frenzel, "Principles of Electronic Communication Systems", Tata McGraw Hill Publications, Third Edition.
2. Kennedy & Devis, "Electronic Communication", Tata McGraw Hill Publications.
3. Taub Schilling, "Principles of Communication Systems", Tata McGraw Hill Fourth Edition.
4. Simon Haykin, "Digital Communication Systems", John Wiley & Sons, Fourth Edition.
5. B. Sklar and P.K. Ray, Digital Communication: Fundamentals and Applications, Pearson Education, 2003.
6. A.B Carlson, P B Crully, J C Rutledge, "Communication Systems", Fourth Edition, McGraw Hill Publication.

Reference Books:

1. Dennis Roddy & Coolen, "Electronic Communication", Tata McGraw Hill Publications.
2. Wayne Tomasi, "Electronic Communication Systems", Fourth Edition.
3. Simon Haykin, "Digital Communications", Wiley Publications, Fourth Edition.
4. Carlson, "Communication Systems", McGraw-Hill, Fourth Edition.
5. Simon Haykin, "Analog & Digital Communications", Wiley Publications.
6. B. Sklar, "Digital Communication", Pearson, Second Edition.
7. Ha Nguyen, Ed Shwedyk, "A First Course in Digital Communication", Cambridge University Press.
8. B. P. Lathi, Zhi Ding "Modern Analog and Digital Communication System", Oxford University Press, Fourth Edition.
9. Taub, Schilling, "Principles of Communication System", Fourth Edition, McGraw Hill.
10. P. Ramkrishna Rao, Digital Communication, McGraw-Hill Publication.

List of Practical's (Note: Perform any 10 practical's)

1. Implementation of Amplitude modulation technique to verify under, over and critical modulation using modulation index and detection.
2. Measurement of power of AM wave for different modulating signal and observe frequency spectrum.
3. Generation & Detection of DSBSC using Balanced Modulator.
4. Generation & Detection of SSB using filter method/ Phase shift method.
5. Frequency modulator & demodulator using IC 565 (PLL based VCO).
6. Verification of Sampling Theorem, PAM Techniques, (Flat top & Natural sampling), reconstruction of original signal, Observe Aliasing Effect in frequency domain.
7. Generation and Detection of PCM to understand concept sampling, quantization and encoding.
8. Practical Implementation of DM to observe slope overload distortion
9. Practical Implementation of ADM to observe Granular Noise.
10. Practical Implementation of Generation & Detection of QPSK.
11. Performance analysis of line codes (NRZ, RZ, POLAR RZ, BIPOLAR (AMI), and MANCHESTER).
12. Experimental Study of Generation & detection of DS-SS coherent BPSK & its spectrum

ET25213:- Microcontrollers

Teaching Scheme:
Theory: 02 Hours/Week
Practical: 02 Hours/Week

Credits
03

Examination Scheme:
CAA:10 Marks
End Semester:60 Marks
Practical: 30 Marks

Prior knowledge of is essential.

1. Digital Logic Design
2. Electronic Components and Hardware
3. Basics of C Language.

Course Objectives:

- Understand architecture and features of 8051 and PIC18FXX Microcontroller..
- Learn interfacing of real-world peripheral devices with microcontroller..
- Explore different features of PIC 18F Microcontroller with Architecture , use concepts of timers and interrupts of PIC 18 in programming.
- Demonstrate real life applications using PIC 18.

Course Outcomes:

After completion of this course students will be able to,

- 1.Understand the fundamentals of microcontroller and programming.
- 2.Interface various electronic components with microcontrollers.
- 3.Analyze the features of PIC 18F XXXX & peripheral support.
- 4.Develop interfacing models according to applications.

Course Contents

Unit I: Introduction to Microcontroller Architecture (06 Hrs.)

Difference between microprocessor and microcontroller Introduction Microcontroller, Features and block diagram of 8051 along with explanation, Pin Configuration, Program Status Word (PSW) 8051, Memory organization, Overview of Instruction set, addressing mode, simple assembly language programs, introduction to embedded-C.

Unit II: I/O Port Interfacing- I (06 Hrs.)

Port structure, 8051 Timers and modes, Hardware delay using timers, Interrupt structure, Interfacing of LEDS, Keys, 7-segment multiplexed display, stepper motor, relay, buzzer. All programs in C.

Unit III: : PIC 18F XXXX Microcontroller Architecture & Peripheral Support (06 Hrs.)

Comparison of PIC family, Criteria for Choosing Microcontroller, features PIC18FXX, Architecture, Program and Data memory organization, Bank selection using Bank Select Register, Pin out diagram, Timers and its Programing (mode 0 &1), Interrupt Structure of PIC18F, DC Motor speed control with CCP, Block diagram of in-built ADC with Control registers: All programs in embedded C.

Unit VI: Real Word Interfacing With 18FXXXX (06 Hrs.)

Port structure with programming, Interfacing of LED, LCD and Keyboard, Motion Detectors, DAC for generation of a waveform, Design of PIC test Board, Home protection System: All programs in embedded C.

Unit IV: Real Word Interfacing With PIC18FXXXX (06 Hrs.)

Basics of Serial Communication Protocol: Study of RS232, 12C, Port structure with programming, Interfacing of LED, LCD and Keyboard, Motion Detectors, DAC for generation of a waveform, Home protection System: All programs in embedded C.

Text Books:

1. T1. Mahumad Ali Mazadi, Janice Gillispie Mazadi, Rolin D McKinlay, "The 8051 Microcontroller & Embedded Systems (Using Assembly and C)", PHI, 2" Edition.
2. T2. Mahumad Ali Mazadi, Rolin D McKinlay and Danny Causey, "PIC Microcontroller & Embedded System", Pearson Education, 3 Edition.

Reference Books:

- R1. Kenneth J. Ayaia, 'The 8051 Microcontroller Architecture, Programming and Applications, Cengage Learning, 3 Edition
- R2. Ajay Deshmukh, "Microcontrollers Theory and Applications", TATA McGraw Hill, 4" Edition
- R3. Peatman, John B, "Design with PIC Microcontroller", Pearson Education PTE, 1% Edition
- R4. Data Sheet of PIC 18Fxxxx series

MOOC / NPTEL Courses:

1. "Microcontroller and Applications" Link of the Course:

<https://nptel.ac.in/courses/117/104/117104072/>

<https://nptel.ac.in/courses/108/105/108105102>

List of Practical's (1. Perform any 09 experiments.)

1. Simple programs on Memory transfer (Using Assembly Language)
2. Parallel port interacting of LEDS—Different programs (flashing, Counter, BCD, HEX, Display of Characteristic).
3. Interfacing of Multiplexed 7-segment display (counting application).
4. Interfacing of Stepper motor to 8051- software delay using Timer.
5. Write a program for interfacing button, LED, relay & buzzer.
6. Interfacing of LCD to PIC 18FXXXX.
7. Interfacing of 4X4 keypad and displaying key pressed on LCD.
8. Generate a square wave using a timer with an interrupt.
9. Interfacing serial port with PC on both sides of communication.
10. Interface analog voltage 0-5V to internal ADC and display the value on LCD
11. Interface DAC to PIC 18FXXXX to generate various waveforms like square and triangular waves.

12. Generation of PWM signal for DC Motor control.

13. Interfacing of RTC using 12C protocol.

HS25211: Environmental Studies

Teaching Scheme:
Theory: 02 Hours/Week

Credits
02

Examination Scheme:
Activity: 10 Marks
End Semester: 60 Marks

Prerequisite Courses, if any:

Course Objectives:

The course is aimed to:

1. Understand the fundamental concepts of environmental science and its relevance to engineering.
2. Analyze the environmental impact of various engineering industries.
3. Learn about sustainable engineering practices, pollution control, and waste management.
4. Study environmental laws in India and global initiatives for environmental conservation.
5. Explore corrective measures and preventive technologies for mitigating environmental damage.

Course Outcomes:

At the end of the course, the student will be able to:

CO1: Gain an understanding of environmental issues related to engineering industries.

CO2: Analyze the impact of engineering industries on the environment

CO3: Learn sustainable engineering solutions for mitigating environmental damage.

CO4: Be aware of Indian and global initiatives for environmental protection

CO5: Develop a sense of responsibility towards environmental conservation in their professional field.

Course Contents

Unit I: Introduction to Environmental Studies (06 Hrs.)

Importance of Environmental Studies, Components of the Environment: Atmosphere, Hydrosphere, Lithosphere, and Biosphere, Ecosystems and Biodiversity: Types, Importance, and Conservation, Sustainable Development Goals (SDGs) and Role of Engineers in Sustainability, Renewable and Non-Renewable Resources, Water Resources: Overuse, Pollution, and Engineering Solutions, Energy Resources: Fossil Fuels, Nuclear Power, and Renewable Energy Alternatives, Land Resources: Soil Degradation, Deforestation, and Urbanization.

Unit II: Impact of Engineering Industries on Environment (07 Hrs.)

Manufacturing & Automobile Industry: Air pollution, Carbon emissions, Waste disposal, Chemical & Pharmaceutical Industry: Water and soil contamination, Hazardous waste, Construction & Infrastructure: Land degradation, Dust pollution, Waste generation, Electronics & IT Industry: E-waste, Energy consumption, Semiconductor waste, Power Generation (Thermal, Hydropower, Nuclear): Pollution, Waste heat, Radiation hazards, Causes and Effects of Climate Change, Global Warming and Greenhouse Effect.

Unit III: Engineering Solutions for Environmental Mitigation and Sustainable Practices (07 Hrs.)

Carbon Capture and Storage (CCS), Green Chemistry & Eco-friendly Materials, Sustainable Design & Life Cycle Assessment (LCA), Energy-efficient Technologies & Smart Grids, Case Studies on Successful Pollution Reduction Waste Management Strategies: Solid Waste and Biomedical Waste Management, E-Waste: Sources, Impact, and Recycling, Hazardous Waste Handling and Treatment, Circular Economy and Zero-Waste Technologies Sustainable Engineering Practices: Renewable Energy Technologies (Solar, Wind, Biomass, Hydropower) Green Buildings and Sustainable Architecture, Electric Vehicles and Smart Transportation Systems, Sustainable Agriculture and Water Conservation Technologies.

Unit IV: Environmental Initiatives in India and Worldwide (06 Hrs.)

National Initiatives: Swachh Bharat Abhiyan, Namami Gange, National Green Tribunal (NGT), Corporate Social Responsibility (CSR) & Environmental Compliance, Environmental Activism and the Role of NGOs, Environmental Laws and Policies in India, The Environmental Protection Act, 1986, Role of Central Pollution Control Board (CPCB) and State Pollution Control Boards (SPCB), International Environmental Agreements (Kyoto Protocol, Paris

Agreement, COP Summits), Global Initiatives: UNEP, IPCC, World Bank Environmental Policies.

Text Books:

1. Benny Joseph, Environmental Studies, McGraw Hill Education, 3rd Edition, 2021.
2. Anubha Kaushik & C.P. Kaushik, Environmental Studies, New Age International Publishers, 5th Edition, 2022.

Reference Books:

1. R. Rajagopalan, Environmental Studies: From Crisis to Cure, Oxford University Press, 3rd Edition, 2021.
2. Erach Bharucha, Textbook of Environmental Studies for Undergraduate Courses, University Press, 3rd Edition, 2021.
3. Suresh K. Dhameja, Environmental Science and Engineering, S.K. Kataria & Sons, 2nd Edition, 2020.

Additional Reports & Resources:

1. Government of India - Ministry of Environment, Forest & Climate Change (MoEFCC) Reports (Website)
2. United Nations Environment Programme (UNEP) Reports (Website)
3. IPCC Climate Change Reports (Website)
4. Central Pollution Control Board (CPCB) Reports (Website)

List of Activities

Unit 1: Introduction to Environmental Studies

- Ecosystem Study Report – Visit a local park, water body, or forested area and document its ecosystem components (flora, fauna, and food chains).
- Sustainability Case Study – Choose one of the Sustainable Development Goals (SDGs) and prepare a report on its implementation in India.
- Renewable vs. Non-Renewable Resources – Prepare a comparative chart listing sources, usage, and sustainability factors.
- Water Conservation Survey – Conduct a survey in your neighborhood or campus to assess water consumption and suggest conservation strategies

Unit 2: Impact of Engineering Industries on Environment

- Industrial Impact Assessment – Select an engineering industry (automobile, chemical, IT, etc.) and analyze its environmental impact
- Carbon Footprint Calculation – Calculate the carbon footprint of your daily activities (electricity, transportation, food, etc.) and suggest ways to reduce it.
- Climate Change Awareness Video – Create a short video (2–3 min) explaining global warming and its impact.
- Case Study on Pollution Control Failures – Research a real-world incident of industrial pollution (e.g., Bhopal Gas Tragedy, Minamata Disease) and analyze the causes and consequences

Unit 3: Engineering Solutions for Environmental Mitigation and Sustainable Practices

- Waste Management Audit – Conduct a waste audit in your college or home, classify the waste generated, and propose a waste management plan.
- E-Waste Collection Drive – Organize a drive to collect and safely dispose of e-waste in your locality. Submit a report on the amount collected and its disposal method.
- Renewable Energy Model – Create a working or conceptual model of a solar panel, wind turbine, or biomass plant.
- Green Building Analysis – Identify a green building in your city (or college) and analyze its energy-efficient features.

Unit 4: Environmental Initiatives in India and Worldwide

- Report on National Environmental Policies – Summarize key environmental laws in India and their effectiveness.
- International Climate Agreements Presentation – Prepare a presentation on major agreements like the Paris Agreement, Kyoto Protocol, and their impact on India.
- NGO/CSR Initiative Study – Research an NGO or corporate social responsibility (CSR) initiative focused on

environmental protection and prepare a report.

- Swachh Bharat Implementation Review – Visit a local area, document cleanliness conditions, and suggest improvements under Swachh Bharat Abhiyan

Evaluation Criteria (10 Marks Total)

1. Depth of Research & Analysis (3 Marks)
2. Presentation & Clarity (3 Marks)
3. Creativity & Practical Application (2 Marks)
4. Timely Submission (2 Mark)

HS25201: Public Speaking and Aptitude

Teaching Scheme:
Theory: 01 Hour/Week
Practical: 02 Hours/Week

Credits
02

Examination Scheme:
Activity: 40 Marks
Oral: 30 Marks

Course Objectives:

The course is aimed to:

1. To develop fluency in spoken English by improving vocabulary, pronunciation, intonation, and conversational skills for effective communication.
2. To enhance presentation skills by focusing on body language, voice modulation, strategic pauses, and empathetic communication for impactful public speaking.
3. To strengthen quantitative aptitude through problem-solving techniques in data interpretation, numerical computation, and statistics.
4. To develop logical and spatial reasoning skills for better analytical thinking and problem-solving in competitive exams.

Course Outcomes:

At the end of the course, the student will be able to:

CO1: Communicate effectively in various spoken interactions, including telephone conversations and discussions.

CO2: Deliver structured and engaging presentations with appropriate body language, voice modulation, and confident speech techniques.

CO3: Solve quantitative problems efficiently using data interpretation, numerical computation, and statistical analysis techniques.

CO4: Apply logical reasoning and spatial aptitude skills to analyze complex problems.

Course Contents

Unit I: Spoken English (04 Hrs.)

Pre-Assessment, Vocabulary made easy, the Power of Words, Introduction to Word Accent, Introduction to Rhythm: Intonation, Rising Intonation, Falling Intonation, Introduction & Specific scenarios: Telephone Skills: Taking & Making Calls, Voice, Intonation, and Language, Conversations: The Role of Questions.

Unit II: Impactful Presentations (04 Hrs.)

Body Language: Introduction, Mechanics and Style

Voice Modulation: Voice Projection, replacing Fillers, and Emphasis

Power of Pause: Pause to engage audience in Conversation, Combine Pause & Repetition Techniques, Demonstrate Confidence & Control, establish Presence

Empathy: Essential Human Quality, Practice Heartful Communication, Impact of Communication, How to deliver memorable speech.

Unit III: General Aptitude for all Competitive Exams (06 Hrs.)

Quantitative Aptitude

Data interpretation: data graphs (bar graphs, pie charts, and other graphs representing data), 2- and 3-dimensional plots, maps, and tables Numerical computation and estimation: ratios, percentages, powers, exponents and logarithms, permutations and combinations, and series Mensuration and geometry Elementary statistics and probability.

Analytical Aptitude

Logic: deduction and induction, Analogy, Numerical relations and reasoning.

Spatial Aptitude

Transformation of shapes: translation, rotation, scaling, mirroring, assembling, and grouping paper folding, cutting, and patterns in 2 and 3 dimensions.

Unit IV: Environmental Initiatives in India and Worldwide (06 Hrs.)

National Initiatives: Swachh Bharat Abhiyan, Namami Gange, National Green Tribunal (NGT), Corporate Social Responsibility (CSR) & Environmental Compliance, Environmental Activism and the Role of NGOs, Environmental Laws and Policies in India, The Environmental Protection Act, 1986, Role of Central Pollution Control Board (CPCB) and State Pollution Control Boards (SPCB), International Environmental Agreements (Kyoto Protocol, Paris Agreement, COP Summits), Global Initiatives: UNEP, IPCC, World Bank Environmental Policies.

Textbooks

1. "A Course in Phonetics and Spoken English" – T. Balasubramanian
2. "Effective Technical Communication" – M. Ashraf Rizvi
3. "Quantitative Aptitude for Competitive Examinations" – R.S. Aggarwal

Reference Books

1. "High School English Grammar & Composition" – Wren & Martin
2. "How to Speak, How to Listen" – Mortimer J. Adler
3. "Logical and Analytical Reasoning" – A.K. Gupta

NPTEL Course:

Mastering Speaking and Presentations: A case Based Approach by Prof. Seema Singh, IIT Kharagpur

https://onlinecourses.nptel.ac.in/noc25_hs96/preview

Additional Reports & Resources:

5. Government of India - Ministry of Environment, Forest & Climate Change (MoEFCC) Reports (Website)
6. United Nations Environment Programme (UNEP) Reports (Website)
7. IPCC Climate Change Reports (Website)
8. Central Pollution Control Board (CPCB) Reports (Website)

Lab Session Plan

Session 1: Vocabulary & Word Accent Mastery

- Pre-Assessment: Conduct a quick spoken test to evaluate pronunciation and fluency.
- Vocabulary exercises using flashcards & interactive word-building games.

Session 2: Intonation & Rhythm in Speech

- Introduction to rising and falling intonation with examples.
- Roleplay exercises for practicing intonation in different scenarios (expressing surprise, asking questions, etc.).
- Rhythm practice: Reading passages with proper pauses and stress patterns.

Session 3: Telephone Skills & Professional Conversations

- Practicing making and taking calls with simulated dialogues.
- Focus on voice modulation, clarity, and polite expressions.

Session 4: Body Language & Stage Presence

- Mirror exercises to improve facial expressions and gestures.
- Practicing posture, movement, and eye contact while speaking.

Session 5: Voice Modulation & Power of Pause

- Exercises on voice projection and eliminating fillers.
- Practicing pauses strategically to enhance speech impact.
- Repetition and emphasis techniques using speech excerpts.

Session 6: Empathy & Heartfelt Communication

- Interactive storytelling to practice emotional connection.
- Exercises on active listening and empathetic responses.
- Speech practice: delivering a short talk with an emotional appeal.

Session 7: Quantitative Aptitude – Data Interpretation & Computation

- Solving numerical problems based on bar graphs, pie charts, and tables.
- Quick estimation exercises using ratios, percentages, and logarithms.
- Group challenges on permutations and combinations.

Session 8: Analytical Aptitude – Logical & Numerical Reasoning

- Deduction and induction puzzles.
- Solving analogy-based reasoning questions.
- Speed tests for numerical relations and reasoning.

Session 09: Spatial Aptitude – Shape & Pattern Recognition

- Hands-on paper folding and cutting exercises.
- Visualization tasks for rotation, scaling, and mirroring of shapes.
- Solving pattern-based problems in 2D and 3D space.

Session 10 : Mock test from online test series of companies like TCS, Infosys employability tests like CoCubes, AMCAT etc.